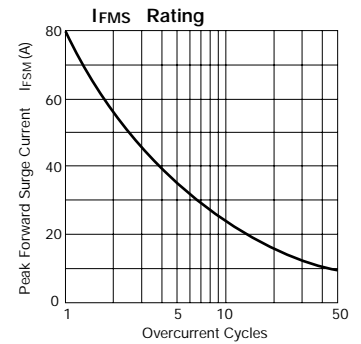
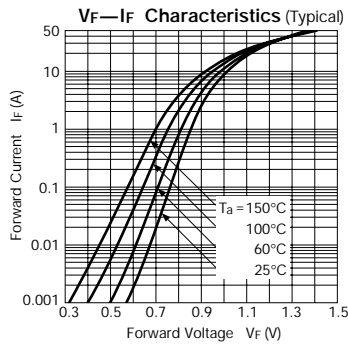
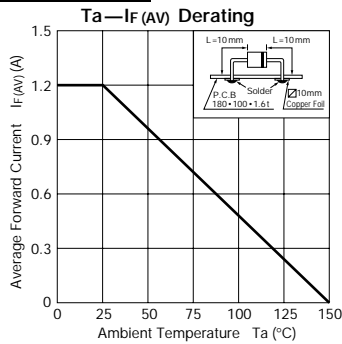


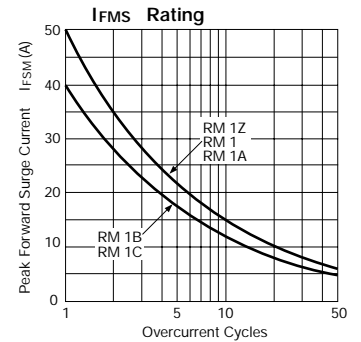
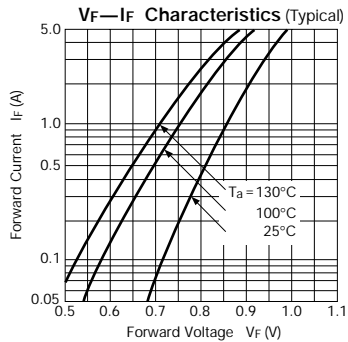
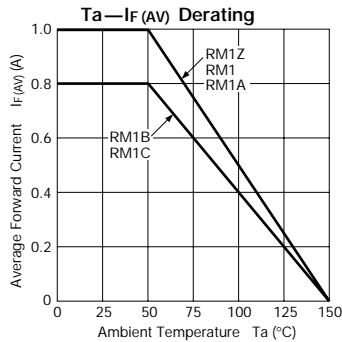
# Rectifier Diodes

Type No.	Parameter	Absolute Maximum Ratings				Electrical Characteristics (Ta=25°C)				Others	
		V <sub>RM</sub> (V)	I <sub>F(AV)</sub> (A)	I <sub>FSM</sub> (A) 50Hz Half-cycle Sinewave Single Shot	T <sub>J</sub> (°C)	T <sub>stg</sub> (°C)	V <sub>F</sub> (V) max	I <sub>R</sub> (μA) V <sub>R</sub> =V <sub>RM</sub> max	I <sub>R(H)</sub> (μA) V <sub>R</sub> =V <sub>RM</sub> Ta=100°C max	R <sub>th(j-ℓ)</sub> (°C/W)	Mass (g)
EM 2	400	1.2	80	-40 to +150	0.92	1.2	10	50	17	0.3	Ⓐ
EM 2A	600										
EM 2B	800										
RM 1Z	200	1.0	50		0.95	1.0	5	50	15	0.4	Ⓑ
RM 1	400										
RM 1A	600	0.8	40		1.2	1.5	10	50	15	0.4	Ⓑ
RM 1B	800										
RM 1C	1000	1.2	100		0.92	1.5	10	50	15	0.4	Ⓑ
RM 11A	600										
RM 11B	800										
RM 11C	1000										

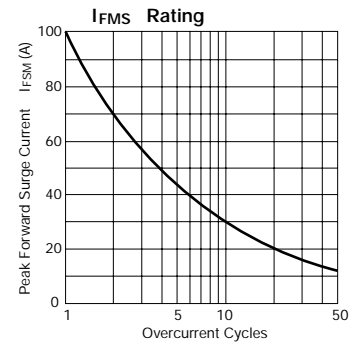
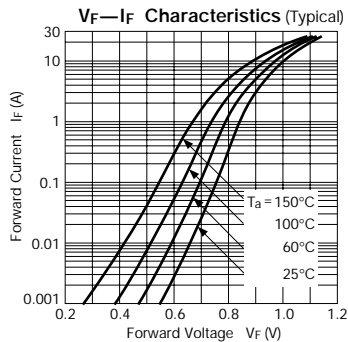
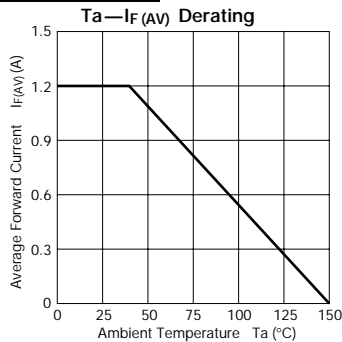
## EM 2 series



## RM 1 series



## RM 11 series



## External Dimensions

(Unit: mm)

Flammability:  
UL94V-0 or Equivalent

