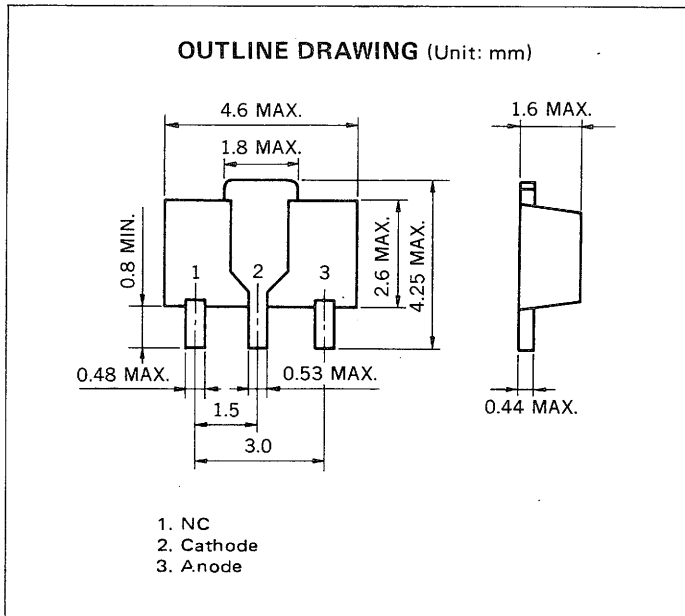


ZENER DIODES
RD4.7P ~ RD39P

1 W POWER MINI MOLD ZENER DIODE

NEC Type RD[] P Series are Power Mini Mold Package zener diodes possessing an allowable power dissipation of 1 watt.



FEATURES

- Very small size to assure good space factor in hybrid IC applications.
- V_Z ; Applied E24 standard.

MAXIMUM RATINGS

| | |
|---|----------------|
| Power Dissipation (P) | 1.0 W |
| Junction Temperature (T_j) | 150 °C |
| Storage Temperature (T_{stg}) | -55 to +150 °C |

Electrical Characteristics ($T_a = 25^\circ\text{C}$)

| Type Name | Suffix | Zener Voltage $V_Z(\text{V})^*$ | | | Dynamic Impedance $Z_Z(\Omega)^{**}$ | | Reverse Current $I_R(\mu\text{A})$ | |
|-----------|--------|---------------------------------|------|------------------|--------------------------------------|------------------|------------------------------------|-----------------|
| | | MIN. | MAX. | $I_Z(\text{mA})$ | MAX. | $I_Z(\text{mA})$ | MAX. | $V_R(\text{V})$ |
| RD4.7P | B | 4.4 | 4.9 | 5 | 80 | 5 | 20 | 1.0 |
| RD5.1P | B | 4.8 | 5.4 | 5 | 60 | 5 | 20 | 1.0 |
| RD5.6P | B | 5.3 | 6.0 | 5 | 40 | 5 | 20 | 1.5 |
| RD6.2P | B | 5.8 | 6.6 | 5 | 10 | 5 | 20 | 3.0 |
| RD6.8P | B | 6.4 | 7.2 | 5 | 15 | 5 | 20 | 3.5 |
| RD7.5P | B | 7.0 | 7.9 | 5 | 15 | 5 | 20 | 4.0 |
| RD8.2P | B | 7.7 | 8.7 | 5 | 15 | 5 | 20 | 5.0 |
| RD9.1P | B | 8.5 | 9.6 | 5 | 15 | 5 | 20 | 6.0 |
| RD10P | B | 9.4 | 10.6 | 5 | 20 | 5 | 10 | 7.0 |
| RD11P | B | 10.4 | 11.6 | 5 | 20 | 5 | 10 | 8.0 |
| RD12P | B | 11.4 | 12.6 | 5 | 25 | 5 | 10 | 9.0 |
| RD13P | B | 12.4 | 14.1 | 5 | 30 | 5 | 10 | 10 |
| RD15P | B | 13.8 | 15.6 | 5 | 30 | 5 | 10 | 11 |
| RD16P | B | 15.3 | 17.1 | 5 | 40 | 5 | 10 | 12 |
| RD18P | B | 16.8 | 19.1 | 5 | 45 | 5 | 10 | 13 |
| RD20P | B | 18.8 | 21.2 | 5 | 55 | 5 | 10 | 15 |
| RD22P | B | 20.8 | 23.3 | 5 | 55 | 5 | 10 | 17 |
| RD24P | B | 22.8 | 25.6 | 5 | 70 | 5 | 10 | 19 |
| RD27P | B | 25.1 | 28.9 | 2 | 80 | 2 | 10 | 21 |
| RD30P | B | 28.0 | 32.0 | 2 | 80 | 2 | 10 | 23 |
| RD33P | B | 31.0 | 35.0 | 2 | 80 | 2 | 10 | 25 |
| RD36P | B | 34.0 | 38.0 | 2 | 90 | 2 | 10 | 27 |
| RD39P | B | 37.0 | 41.0 | 2 | 130 | 2 | 10 | 30 |

* Tested with pulse (40 ms).

** Z_Z is measured at I_Z by given a very small A.C. current signal.

Fig. 1 P-T_a Rating

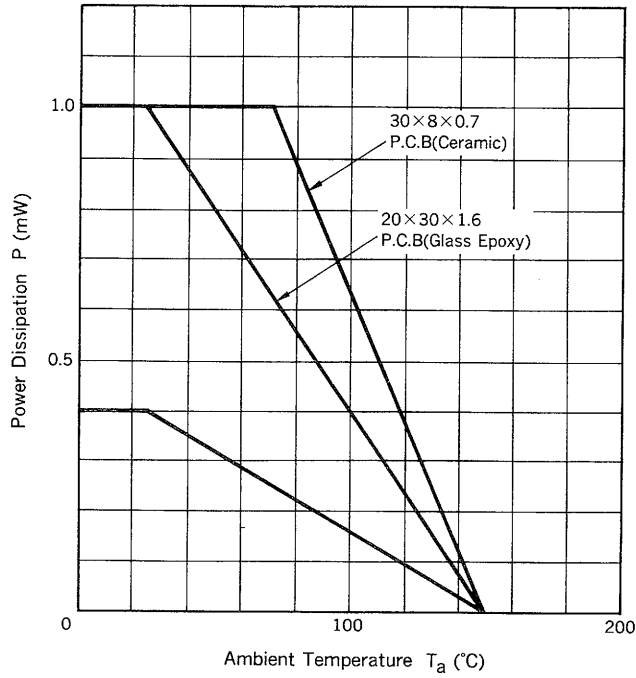
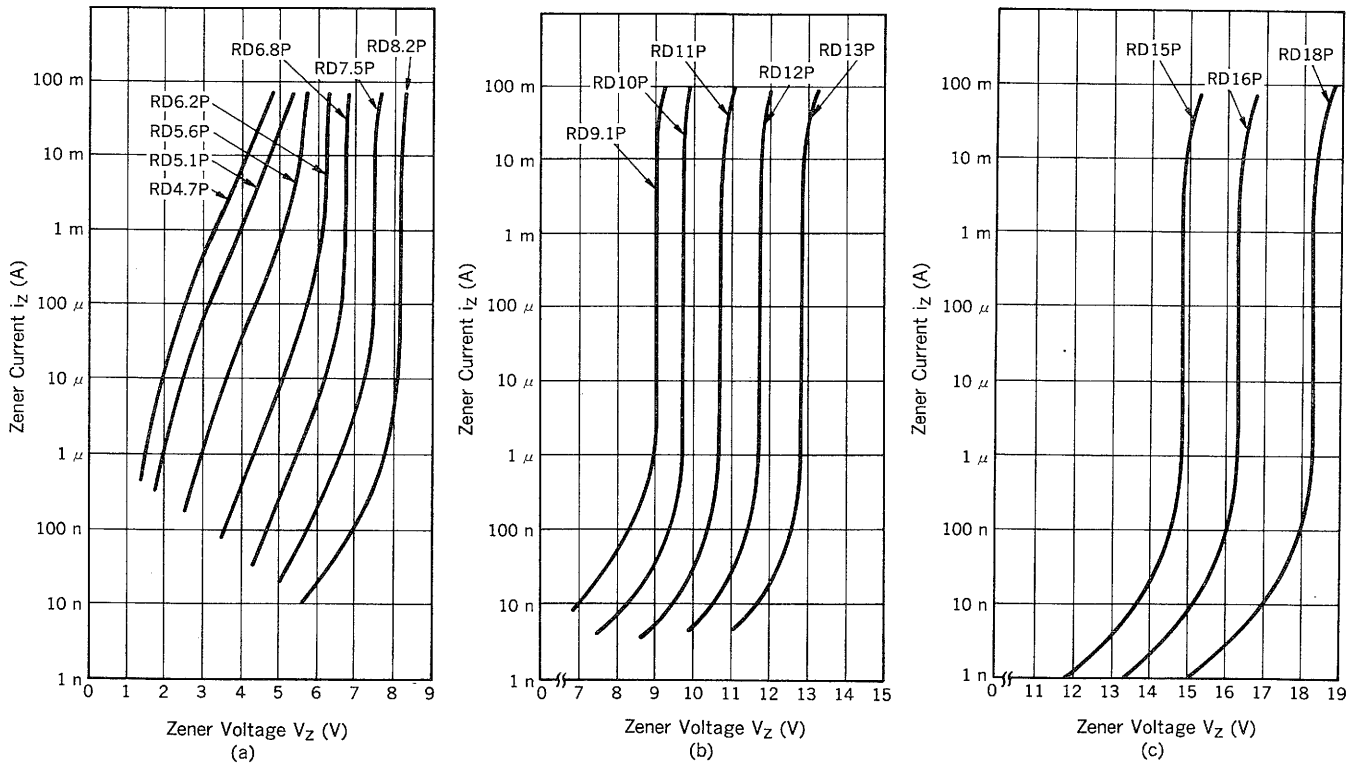


Fig. 2 i_z - v_z Characteristics



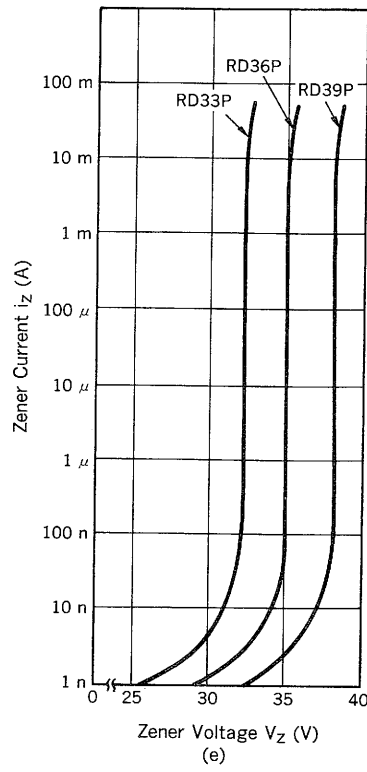
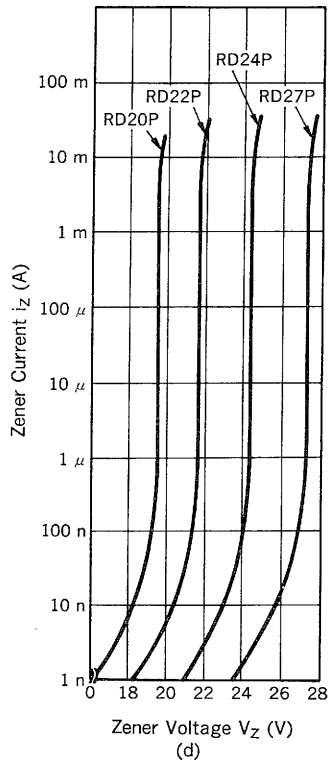


Fig. 3 γ_z - V_z Characteristics

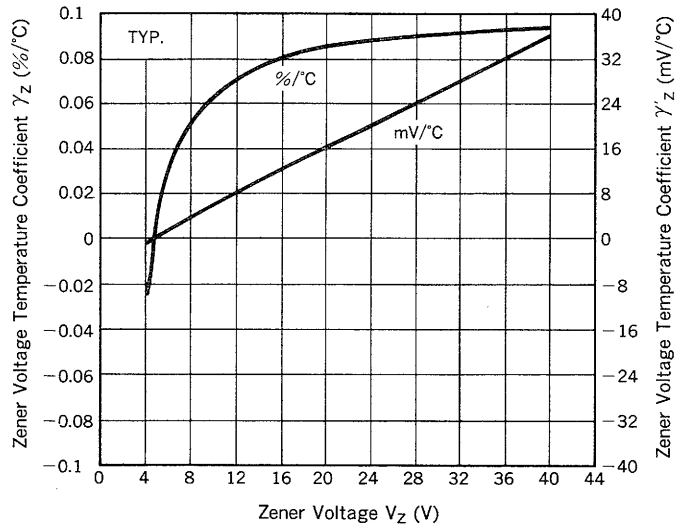
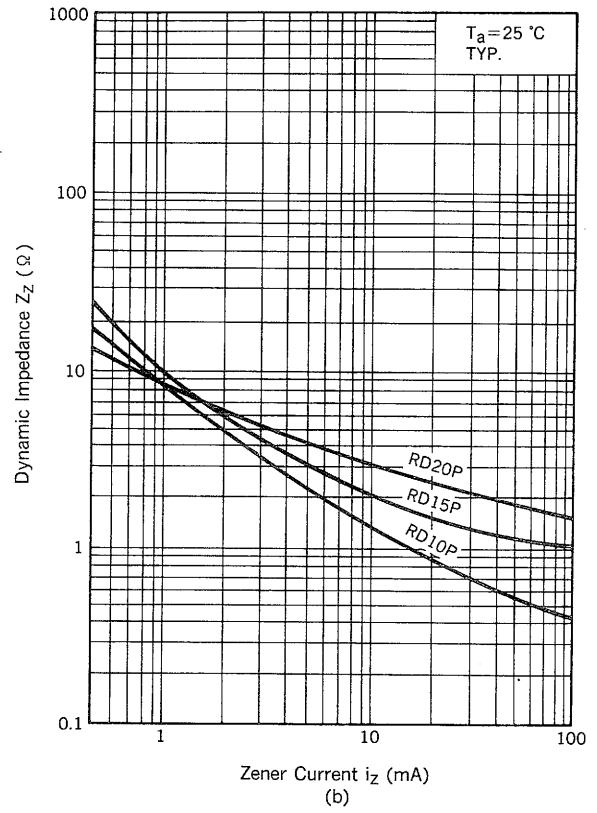
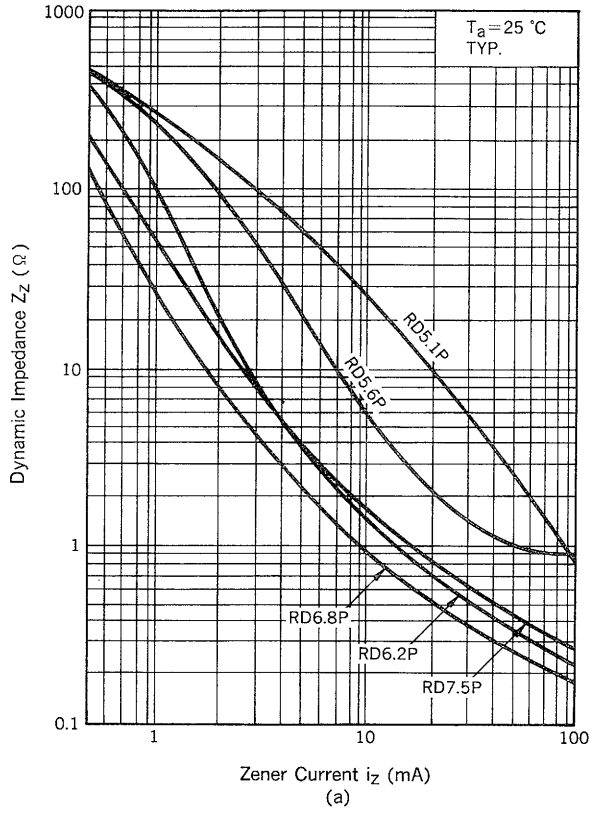


Fig. 4 Z_z - I_z Characteristics



NEC Corporation

INTERNATIONAL ELECTRON DEVICES DIV.
NEC Building, 33-1, Shiba Gocho
Minato-ku, Tokyo 108, Japan
Tel: Tokyo 454-1111
Telex Address: NECTOK J22686
Cable Address: MICROPHONE TOKYO